

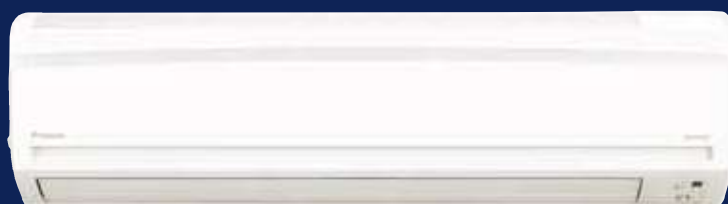


PCRS0708B

# Split Type Air Conditioners

DC Inverter Power Control

Cooling Only [50 Hz] **R-410A**



RKS25G



RKS35G



RKS50G



RKS60G



RKS71H

# Always around Us

They are always there, just like air. We believe air conditioners should have simple designs that merge smoothly with our daily lives. Daikin's subtle flat panel design blends seamlessly into any room interior. A lineup of 6 models from 2.5 to 7.1 kW is available.



RKS25G

RKS35G

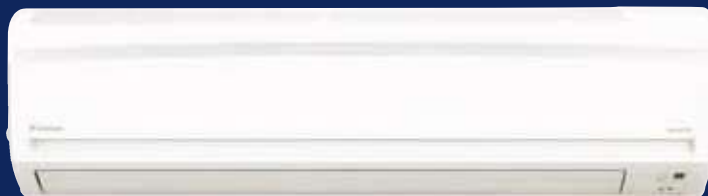
RKS50G




FTKS25/35D



FTKS50B



FTKS50/60G



FTKS71H

## Sophisticated Appearance with Flat Panel

The series' simple and stylish flat panel design harmonises with any interior decor.

► See pages 3 and 4.

## Higher Energy Savings

The DC Inverter series achieves high COPs thanks to its swing compressor with Reluctance DC motor and DC motor for fan. The 2.5 kW model delivers a COP of 3.57.

► See pages 5 and 6.

## Quiet Operation

Daikin has achieved lower sound levels for both the indoor and outdoor units. The 2.5 kW model now operates at a whisper-like 22 dB (A).

► See page 8.

## Cleanliness

The range of clean features includes the photocatalytic air-purifying filters, Mould-Proof Operation and Wipe-Clean Flat Panel.

► See pages 9 and 10.



RKS60G

RKS71H



**INVERTER**



FTKS25/35D



RKS25/35G

**FTKS25DVM / RKS25GVMG**

2.5 (1.2-3.2) kW

8,500 (4,050-10,900) Btu/h

**FTKS35DVM / RKS35GVMG**

3.5 (1.4-4.0) kW

11,900 (4,750-13,650) Btu/h



**INVERTER**



FTKS50B



FTKS50/60G



RKS50B



RKS50/60G

**FTKS50BVMA / RKS50BVMG**

5.0 (0.90-5.80) kW

17,070 (3,070-19,800) Btu/h

**FTKS50GVMG / RKS50GVMG**

5.0 (1.7-6.0) kW

17,100 (5,800-20,500) Btu/h

**FTKS60GVMG / RKS60GVMG**

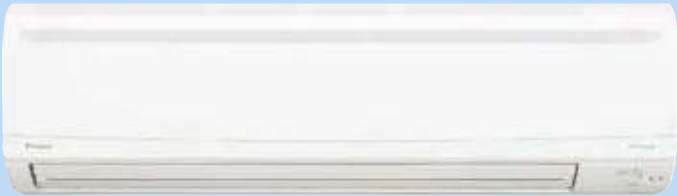
6.0 (2.3-6.7) kW

20,500 (7,800-22,900) Btu/h

\*1 Available with FTKS50/60G only.

\*2 Available with FTKS50B only.





FTKS71H



**FTKS71HVMG / RKS71HVMG**  
**7.1 (2.3-8.5) kW**  
**24,200 (7,800-29,000) Btu/h**



RKS71H



## Compliance to Mandatory Energy Label

The 5 models listed below have received Singapore's National Environment Agency (NEA) energy labels for household electrical appliances.



What is COP?

An air conditioner's COP (Coefficient of Performance) indicates how efficiently the unit uses energy. A higher COP means greater energy efficiency. It also means lower electricity consumption, so you save money.

$$\text{COP} = \frac{\text{Capacity (W)}}{\text{Power consumption (W)}}$$

## Inverter Advantages Compared to Non-Inverter

Inverters are devices that are able to vary their operating capacity by adjusting frequency. Inverter air conditioners can vary their cooling capacity by adjusting the power supply frequency of their compressors. In contrast, non-inverter air conditioners have a fixed cooling capacity and can only control the indoor temperature by starting or stopping their compressors.

### Powerful

Inverter air conditioners operate at maximum capacity as soon as they start up. As a result, the set temperature can be reached more quickly.

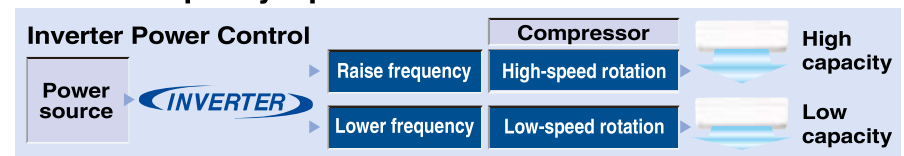
### Energy Saving

After the indoor temperature approaches the set temperature, Inverter Control adjusts to low capacity operation to maintain this temperature. This makes inverter models more energy-saving than non-inverter models, which must repeatedly start or stop their compressors to maintain the room temperature.

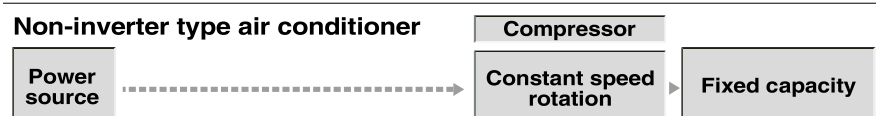
### Comfortable

Inverter air conditioners finely adjust capacity according to changes in the air-conditioning load and the difference between the indoor temperature and set temperature is small. These give higher comfort levels than with non-inverter air conditioners.

### Variable Capacity Operation

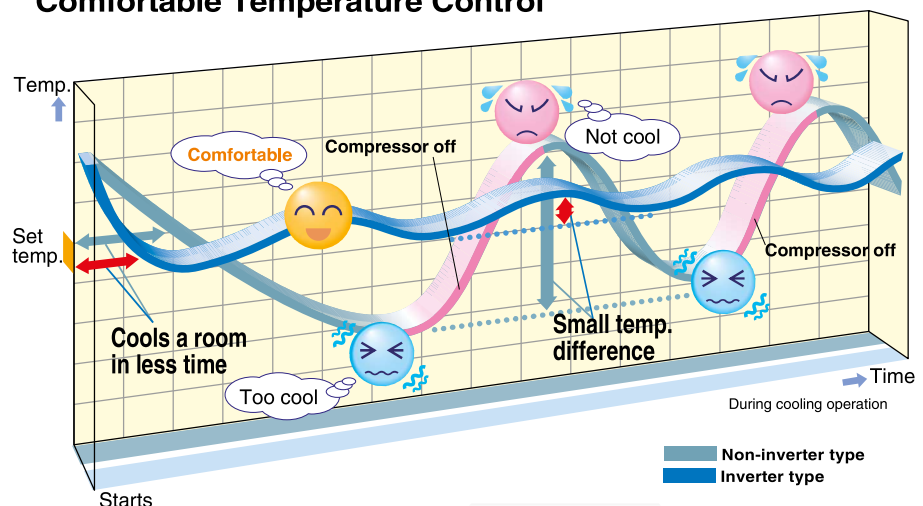


### Non-inverter type air conditioner




Inverter air conditioners are able to vary their operating capacity. Non-inverter air conditioners can only operate at a fixed capacity.

### Comfortable Temperature Control

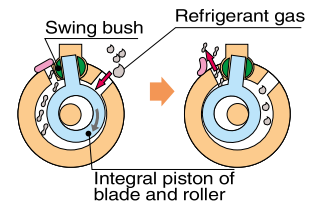


This diagram is a representation for illustrative purpose only.

### Swing Compressor



Thanks to its smooth rotation, the swing compressor decreases friction and vibration. It also prevents the leakage of refrigerant gas during compression. These advantages provide quiet and efficient operation.



The swing compressor can reduce operational vibration and sound because its piston moves smoothly inside the compressor.

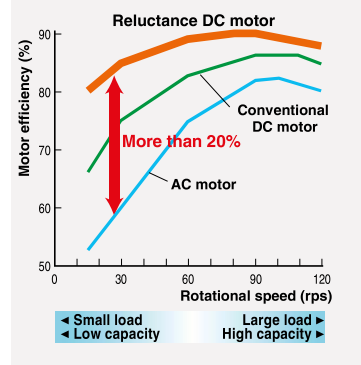
### Reluctance DC Motor for Compressor



Neodymium magnets are used in the pink-coloured area.

Daikin DC Inverter models are equipped with the Reluctance DC motor for compressor. The Reluctance DC motor uses 2 different types of torque, neodymium magnet\*<sup>1</sup> and reluctance torque\*<sup>2</sup>. This motor saves energy by generating more power with a smaller electric current than AC or conventional DC motors. It is more efficient at the low frequencies most commonly used by air conditioners,\*<sup>3</sup> improving efficiency by approximately 20%.

Efficiency of Reluctance DC motor \*<sup>4</sup>



\*1. A neodymium magnet is approximately 10 times stronger than a standard ferrite magnet.

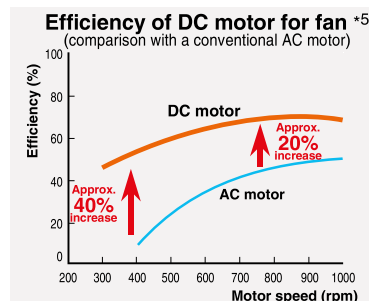
\*2. The torque created by the change in power between the iron and magnet parts.

\*3. The frequency range used by air conditioners during periods of stable operation. This is the range in which air conditioners operate for the longest periods.

\*4. Data are based on studies conducted under controlled conditions at a Daikin laboratory using Daikin products.

### DC Motor for Fan

The DC motor allows fine rotation control, which reduces energy consumption. The motor also provides improvements in operational efficiency of up to 40%, compared to an AC motor. These improvements are particularly noticeable in the low-speed range.



\*5. Data are based on studies conducted under controlled conditions at a Daikin laboratory using Daikin products.

### PAM Control



PAM (Pulse Amplitude Modulation) control reduces energy loss by controlling how often the converter switches on and off.

### What Is DC Inverter?

Daikin calls an inverter model that is equipped with a DC motor DC Inverter. A DC motor offers higher efficiency than an AC motor. A DC motor uses the power of magnets to attract and repel to generate rotation. A DC motor that is equipped with high-power neodymium magnets, which enable even greater efficiency, is called a Reluctance DC motor.

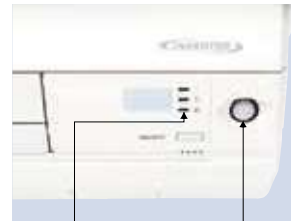


## Intelligent Eye

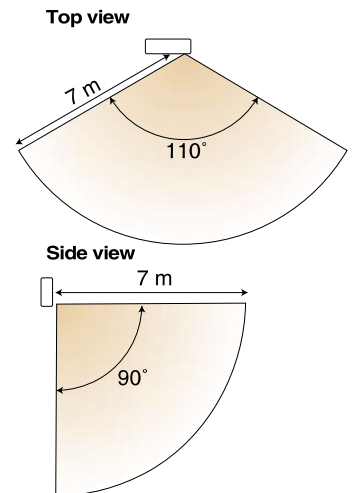
Intelligent Eye prevents energy wastage by using its infrared sensor to detect human movement in a room. When there is no movement, Intelligent Eye increases the temperature by 2 °C to give energy savings.

This reduces energy wastage if, for example, you forget to turn off the air conditioner. The function can be conveniently activated from the remote controller.

Once Intelligent Eye is set, it continues to work to save energy. You do not need to push the SENSOR button each time you wish to use this function.



The Intelligent Eye indicator lights when movement is detected. Intelligent Eye sensor




When you are in the room, the air conditioner maintains the set temperature.



If Intelligent Eye detects no human movement for 20 minutes, it automatically adjusts the set temperature by 2° C.



When you enter the room, Intelligent Eye automatically returns the temperature to the set level.



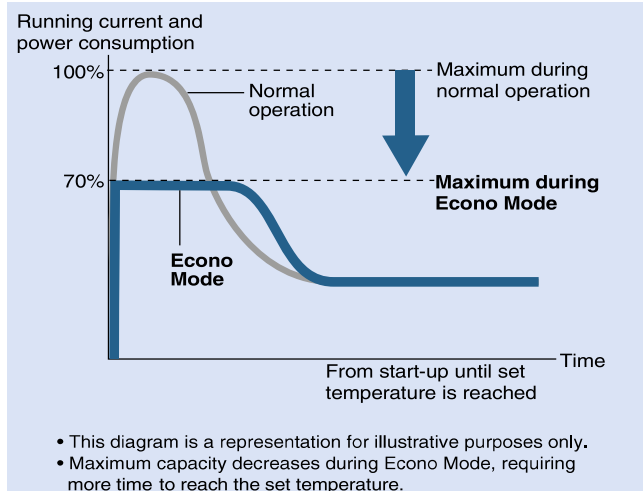
## Econo Mode

This function limits both the maximum running current and maximum power consumption to 70%\* of those during normal operation. It is particularly effective if the cooling load is high, for example, at start-up or during large gatherings and periods of direct sunshine. At the same time, it maintains maximum capacity at 80%\* of normal, giving improved operating efficiency, although it may take slightly longer to reach the set temperature.

Econo Mode is also useful for preventing circuit breakers from being overloaded during temporary peaks in the running current. The function is easily activated from the remote controller by pushing the ECONO button. Econo Mode is available for FTKS25/35D and 71H.

\*Econo Mode limits FTKS71H's maximum power consumption to 50% during normal operation and also maintains maximum capacity at 60%.

### FTKS25/35D





# age and Quiet Operation




## Indoor Unit Quiet Operation


This series gives you the choice of 5-step, Quiet or Automatic settings for the fan speed. The Quiet setting selects Indoor Unit Quiet Operation. This function decreases the operation sound level by 3 dB (A) below the Low setting.

This wide range of settings allows you to precisely control the fan speed according to your requirements. For example, Indoor Unit Quiet Operation provides you with a good night's sleep. The sound level for FTKS25D is 22 dB (A).

FTKS25D

Fan speeds	Sound levels
High (H)	37 dB (A)
Low (L)	25 dB (A)
 Quiet (SL)	22 dB (A)

3 dB (A)








Indoor Unit Quiet Operation icon

Selects fan speed and Indoor Unit Quiet Operation

Outdoor Unit Quiet Operation



	Auto	SL	L	M	H
					
Fan speed		Low			High
Sound level		Each decrease in airflow volume reduces the sound level.			



## Outdoor Unit Quiet Operation

Outdoor Unit Quiet Operation is available for all models from 2.5 to 7.1 kW class. This function decreases the operation sound level by 3 dB (A) below the rated operation. It provides a low sound level of 43 dB (A) for RKS25G.

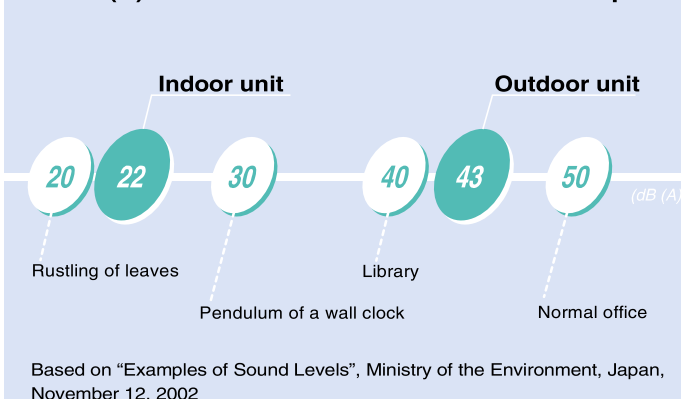
Capacity may decrease when Outdoor Unit Quiet Operation is selected.

RKS25G

Operations	Sound levels
Rated (H)	46 dB (A)
Quiet (L)	43 dB (A)

3 dB (A)

## 22 dB (A) Is So Quiet You Can Even Hear Whispers





## Titanium Apatite Photocatalytic Air-Purifying Filter

Titanium apatite is a new photocatalytic material with advanced adsorption power. While the filter's micron-level fibres trap dust, this photocatalyst effectively adsorbs and decomposes bacteria. The photocatalyst is activated simply by exposure to light. The filter delivers consistent performance for approximately 3 years if periodic maintenance is performed. This filter is not available with FTKS50B.



For FTKS25/35D and 50/60G



For FTKS71H

### Bacteria removal test

Testing method: Dropping method  
 Testing organisation: Japan Spinners Inspecting Foundation  
 Result certificate: No. 012553-1 and 012553-2

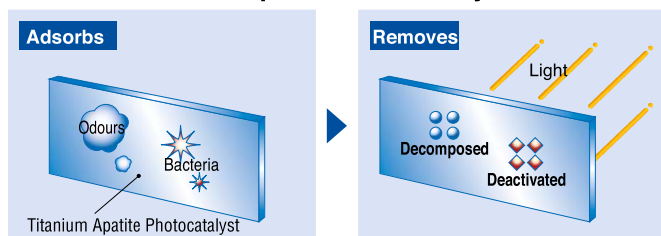
This filter is not a medical device. Benefits such as the adsorption and decomposition of bacteria are only effective for substances that are collected on and in direct contact with the Titanium Apatite Photocatalytic Air-Purifying Filter.

Titanium Apatite Photocatalytic Air-Purifying Filter

Air filter  
Catches dust

Note: The FTKS71H uses 3 air filters and 3 Titanium Apatite Photocatalytic Air-Purifying Filters.

## Effect of Titanium Apatite Photocatalyst



Apatite adsorbs bacteria. At the same time, the photocatalyst oxidises odour components, breaking them down.



## Air-Purifying Filter with Photocatalytic Deodorising Function

The Air-Purifying Filter with Photocatalytic Deodorising Function is made of titanium oxide. It adsorbs and decomposes bacteria. The photocatalyst is activated simply by exposure to fluorescent light. This filter is installed in FTKS50B only.

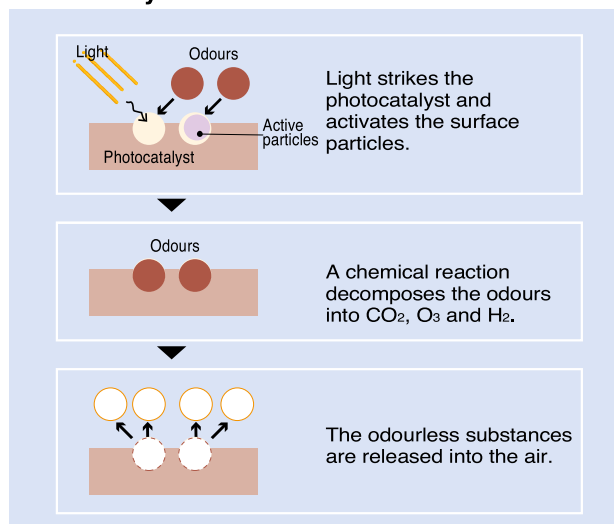


This filter is not a medical device. Benefits such as the adsorption and decomposition of bacteria are only effective for substances that are collected on and in direct contact with the Titanium Apatite Photocatalytic Air-Purifying Filter.

### Bacteria removal test

Testing method: Dropping method  
 Testing organisation: Japan Spinners Inspecting Foundation  
 Result certificate: No. 012553-1 and 012553-2

## Photocatalytic Mechanism





### Mould-Proof Operation

When cooling or dry operation is stopped, fan-only operation runs automatically for 1 hour. This airflow dries the inside of the indoor unit to reduce the generation of mould and odours. It is available with FTKS25/35D.

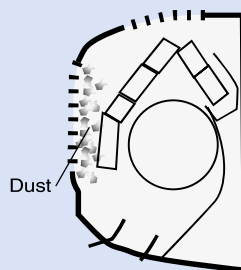


### Wipe-Clean Flat Panel

Flat panel models can be cleaned instantly with a single wipe of a cloth across their smooth surface. If more thorough cleaning is required, the panel can also be easily removed from the unit.



### Conventional Front Grille Design



Front grille design units collect dust on their air inlet grilles unless these grilles are cleaned regularly.

1. Difficult to remove dust on the grille through wiping alone

2. Reduced capacity due to increased suction resistance

3. High sound levels due to increased suction resistance

## Comfortable Airflow



### Inverter Powerful Operation

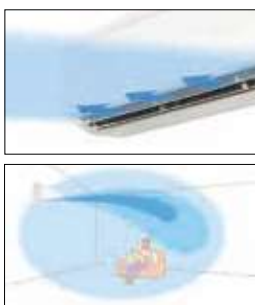
Inverter Powerful Operation boosts cooling performance for a 20-minute period. This is convenient both when you first turn on your air conditioner and when you want to quickly change the temperature during operation.



### Comfort Airflow Mode

Comfort Airflow Mode prevents uncomfortable drafts from blowing directly on to your body. With this function, when you press the COMFORT button during operation, the flap moves upward to prevent direct cold drafts.

Comfort Airflow Mode is available for FTKS71H only.



### Power-Airflow Dual Flaps



### Wide-Angle Louvers


Power-Airflow Dual Flaps and Wide-Angle Louvres work in tandem to precisely control both vertical and horizontal airflow for distribution of air.

#### Power-Airflow Dual Flaps



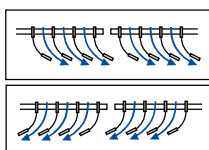
**Cooling:** the flaps flatten out during operation so that cool air slides off to reach the corner of the room.

#### Wide-Angle Louvres



From a corner to the centre

#### WIDE ANGLE



The louvers can be adjusted by hand for FTKS25/35D and with the wireless remote controller for FTKS50B, 50/60G and 71H.



### Vertical Auto-Swing (up and down)



### Horizontal Auto-Swing (left and right)



### 3-D Airflow

Vertical Auto-Swing automatically moves the flaps up and down and Horizontal Auto-Swing automatically moves the louvres to the left and right. 3-D Airflow combines Vertical and Horizontal Auto-Swing to circulate air to every part of a room for uniform cooling of even large spaces.

Horizontal Auto-Swing and 3-D Airflow are available for FTKS50B, 50/60G and 71H.



### Indoor Unit On/Off Switch

The unit can be conveniently started manually in the event the wireless remote controller is misplaced or the wireless remote controller batteries are not charged.

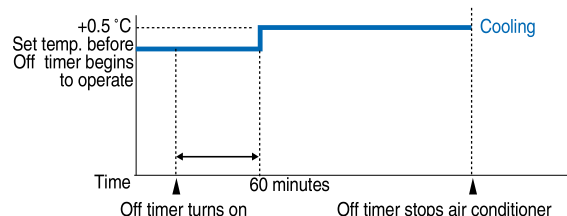


Indoor Unit On/Off Switch



### Night Set Mode

Pressing the Off timer button automatically selects Night Set Mode. This function prevents excessive cooling for your pleasant sleep. Room temperature is raised by 0.5 °C after 60 minutes for cooling operation.



**Cooling operation:** Room temperature is raised by 0.5 °C after 60 minutes.



# Functions

## Lifestyle Convenience



### Home Leave Operation

Home Leave Operation prevents large rises in the indoor temperature by continuing operation\* while you are sleeping or out of your home. This means that an air-conditioned welcome awaits when you wake or return. It also means that the indoor temperature can quickly return to your favourite comfort setting.

\* Home Leave Operation can be set at any temperature from 18 to 32 °C.  
Home Leave Operation is available for FTKS50B and FTKS50/60G.

During operation, 23 °C for the room temperature setting, and 28 °C for the Home Leave setting.



Start Home Leave Operation simply by pushing its button on the remote controller.



When you are out of your home, your air conditioner prevents large rises in the indoor temperature by continuing to operate using Home Leave Operation settings.




When you return, you will be greeted by an air-conditioned room. Just push the HOME LEAVE button again to return to your previous settings.

## Worry Free



### Anticorrosion Treatment of Outdoor Heat Exchanger Fins

The outdoor unit's heat exchanger fins are processed using a special anticorrosion treatment. The surface is covered with a thin acrylic resin layer to enhance the fins' resistance to acid rain and salt corrosion. A hydrophilic film layer also prevents rust caused by the run off of water droplets.



### Installation Flexibility

A long piping length gives installation flexibility. Installation is possible even if there is no space for the outdoor unit near the indoor unit.

	Max. piping length	Max. height difference
FTKS25D/RKS25G FTKS35D/RKS35G	25 m	15 m
FTKS50B/RKS50B FTKS50G/RKS50G FTKS60G/RKS60G FTKS71H/RKS71H	30 m	20 m

## Comfortable Airflow



### Comfort Airflow Mode

This function prevents uncomfortable drafts from blowing directly on to the body. The flap changes the airflow direction. To prevent drafts, the flap moves upward during operation.

► See page 11



### Power-Airflow Dual Flaps

Power-Airflow Dual Flaps can flatten out during cooling operation to deliver cool air to the corners of a room.

► See page 11



### Wide-Angle Louvres

The smoothly curved Wide-Angle Louvres provide wide airflow coverage for effective operation no matter where the indoor unit is placed in a room.

► See page 11



### Vertical Auto-Swing (up and down)

This function automatically moves the flaps up and down to distribute air across a room.

► See page 11



### Horizontal Auto-Swing (left and right)

Horizontal Auto-Swing automatically moves the louvres to the left and right to cover a room with cool air.

► See page 11



### 3-D Airflow

This function combines Vertical and Horizontal Auto-Swing to circulate a cloud of cool air right to the corners of even large spaces.

► See page 11

## Lifestyle Convenience



### Econo Mode

This mode limits maximum running current to 70% and power consumption to 50% to 70% of normal operation, while maintaining maximum capacity at 60% to 80%. This improves operating efficiency and also prevents circuit breakers from being overloaded.

► See page 7



### Inverter Powerful Operation

This function is convenient for boosting cooling performance for a 20-minute period both when you first turn on your air conditioner or want to quickly change the room temperature.

► See page 11



### Home Leave Operation

Home Leave Operation continues operation to prevent a room from becoming too hot, while you are sleeping or out of your home. Select any temperature from 18 to 32 °C.

► See page 12



### Indoor Unit On/Off Switch

The unit can be conveniently started manually in the event the wireless remote controller is misplaced or the wireless remote controller batteries are not charged.

► See page 11

## Comfort Control



### Indoor Unit Quiet Operation

Indoor unit operating sound levels are decreased by 2 or 3 dB (A) from the Low setting fan speed using the wireless remote controller.

► See page 8



### Outdoor Unit Quiet Operation

Outdoor unit operating sound levels are decreased by 3 dB (A) from the rated operation sound using the wireless remote controller.

► See page 8



### Intelligent Eye

Intelligent Eye with its infrared sensor automatically controls air conditioner operation according to human movement in a room. When there is no movement, it adjusts the temperature by 2 °C for energy savings.

► See page 7



### Programme Dry Function

This function automatically reduces the level of humidity.



### Auto Fan Speed

The microprocessor automatically controls fan speed to adjust the room temperature to the set temperature.

## Timers



### 24-Hour On/Off Timer

This timer can be preset to start and stop at any time within a 24-hour period. The air conditioner is started/stopped simply by pressing the On/Off timer button on the wireless remote controller.



### Night Set Mode

Pressing the Off timer button automatically selects Night Set Mode. This function prevents excessive cooling for your pleasant sleep. Room temperature is raised by 0.5 °C after 60 minutes for cooling operation.

► See page 11

## Worry Free



### Auto-Restart after Power Failure

The air conditioner memorises the settings for mode, airflow, temperature, etc., and automatically returns to them when power is restored after a power failure.



### Self-Diagnosis with Digital Display

Malfunction codes are shown on the digital display panel of the wireless remote controller for fast and easy maintenance.



### Anticorrosion Treatment of Outdoor Heat Exchanger Fins

The outdoor unit's heat exchanger fins are processed using a special anticorrosion treatment. The surface is covered with a thin acrylic resin layer to enhance the fins' resistance to acid rain and salt corrosion.

► See page 12

## Cleanliness



### Titanium Apatite Photocatalytic Air-Purifying Filter

This filter contains the new photocatalytic material titanium apatite. While the filter's micron-level fibres trap dust, this photocatalyst adsorbs and decomposes bacteria. The filter can be used for up to 3 years with proper maintenance.

► See page 9



### Air-Purifying Filter with Photocatalytic Deodorising Function

This filter is made of titanium oxide. It adsorbs and decomposes bacteria. The filter can be used for up to 3 years with proper maintenance.

► See page 9



### Mould-Proof Operation

Mould-Proof Operation automatically runs fan-only operation for 1 hour when cooling or dry operation is stopped. This airflow prevents the generation of mould and mould odours inside the indoor unit.

► See page 10



### Wipe-Clean Flat Panel

The flat panel models can be cleaned with only the single pass of a cloth across their smooth surface. The flat panel can also be easily removed for more thorough cleaning.

► See page 10

## Indoor Unit

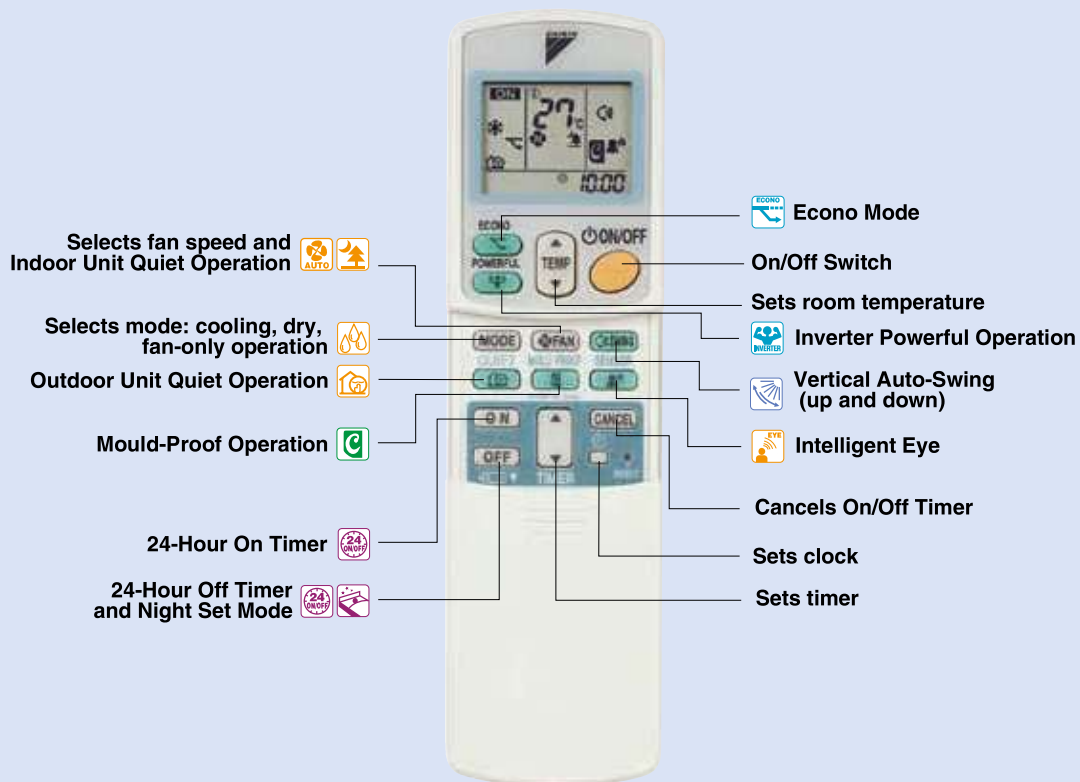
		Models	FTKS 25/35D	FTKS 50B	FTKS 50/60G	FTKS 71H
Functions						
Comfortable Airflow	DC Inverter					
	Comfort Airflow Mode					
	Power-Airflow Dual Flaps					
	Wide-Angle Louvres					
	Vertical Auto-Swing (up and down)					
	Horizontal Auto-Swing (left and right)					
	3-D Airflow					
Comfort Control	Indoor Unit Quiet Operation					
	Intelligent Eye					
	Programme Dry Function					
	Auto Fan Speed					
Lifestyle Convenience	Econo Mode					
	Inverter Powerful Operation					
	Home Leave Operation					
	Indoor Unit On/Off Switch					
Cleanliness	Titanium Apatite Photocatalytic Air-Purifying Filter					
	Air-Purifying Filter with Photocatalytic Deodorizing Function					
	Mould-Proof Operation					
	Wipe-Clean Flat Panel					
Timers	24-Hour On/Off Timer					
	Night Set Mode					
Worry Free	Auto-Restart after Power Failure					
	Self-Diagnosis with Digital Display					

## Outdoor Unit

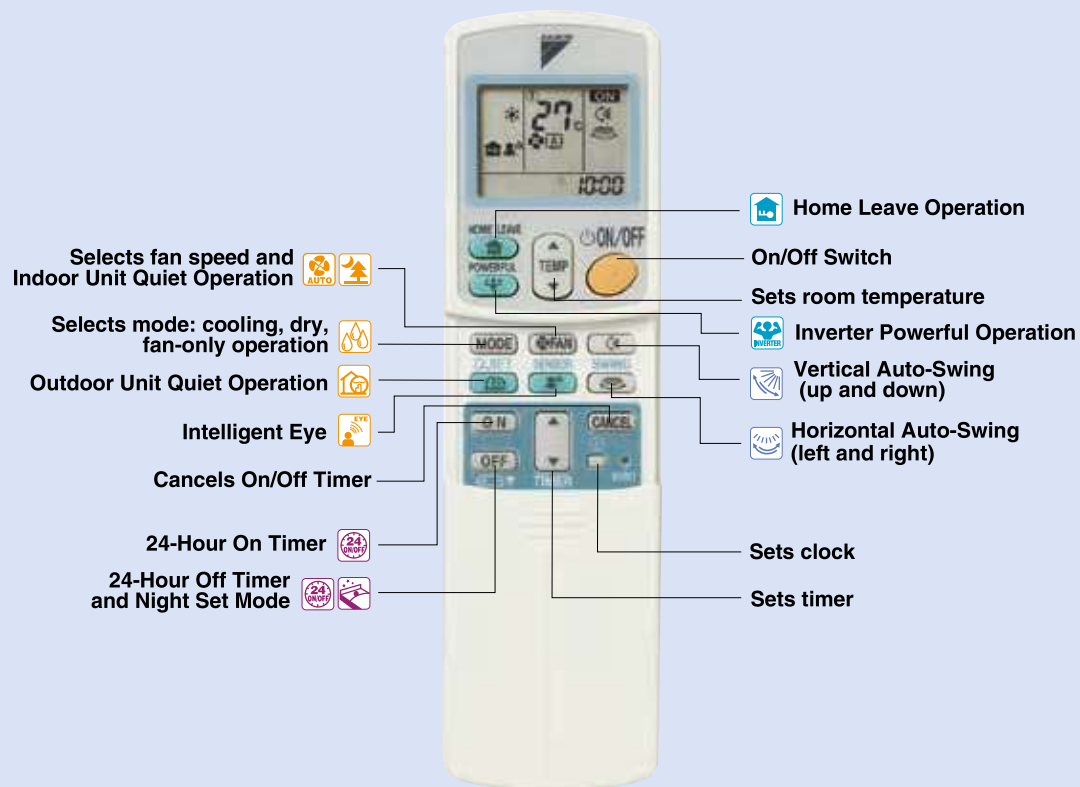
		Models	RKS 25/35G	RKS 50B	RKS 50/60G	RKS 71H
Functions						
Comfort Control	Outdoor Unit Quiet Operation					
	Anticorrosion Treatment of Outdoor Heat Exchanger Fins					

## Easy-to-Use Wireless Remote Controller

### Wireless remote controller for FTKS25/35D

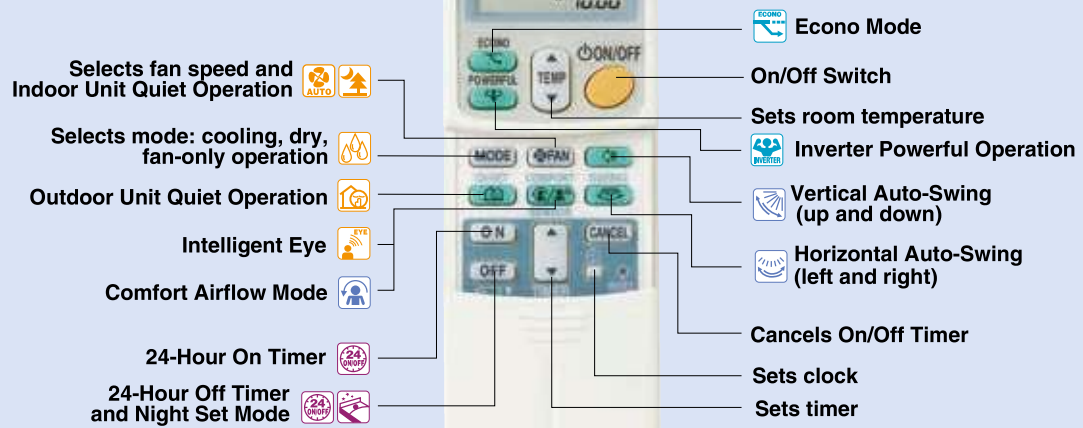


### Wireless remote controller for FTKS50B and 50/60G





## Wireless remote controller for FTKS71H



## Specifications

### FTKS25/35D

Model name	Indoor unit		FTKS25DVM		FTKS35DVM	
	Outdoor unit		RKS25GVMG		RKS35GVMG	
Capacity	Rated (Min.-Max.)	kW	2.5 (1.2-3.2)		3.5 (1.4-4.0)	
		Btu/h	8,500 (4,050-10,900)		11,900 (4,750-13,650)	
Power supply			1 phase, 230 V, 50 Hz			
Running current	Rated	A	3.9		4.8	
Power consumption	Rated (Min.-Max.)	W	700 (295-1,050)		1,035 (300-1,400)	
COP	Rated	W/W	3.57		3.38	
Indoor unit			FTKS25DVM		FTKS35DVM	
Front panel colour			White			
Airflow rate (H)		m³/min (cfm)	8.7 (307)		8.9 (314)	
Fan speed			5 steps, quiet and automatic			
Sound levels (H/L/SL)		dB (A)	37/25/22		39/26/23	
Dimensions (H x W x D)		mm	283 x 800 x 195			
Machine weight		kg	9			
Outdoor unit			RKS25GVMG		RKS35GVMG	
Casing colour			Ivory white			
Compressor	Type		Hermetically sealed swing type			
	Motor output	W	600			
Refrigerant charge (R-410A)		kg	0.8		1.0	
Sound levels (H/L)		dB (A)	46/43		47/44	
Dimensions (H x W x D)		mm	550 x 765 x 285			
Machine weight		kg	32		34	
Operation range		°CDB	10 to 46			
Piping connections	Liquid	mm	ø 6.4			
	Gas		ø 9.5			
	Drain		ø 18.0			
Max. piping length		m	25			
Max. height difference			15			

### FTKS50B, 50/60G and 71H

Model name	Indoor unit		FTKS50BVMA	FTKS50GVMG	FTKS60GVMG	FTKS71HVMG
	Outdoor unit		RKS50BVMG	RKS50GVMG	RKS60GVMG	RKS71HVMG
Capacity	Rated (Min.-Max.)	kW	5.00 (0.90-5.80)	5.0 (1.7-6.0)	6.0 (2.3-6.7)	7.1 (2.3-8.5)
		Btu/h	17,070 (3,070-19,800)	17,100 (5,800-20,500)	20,500 (7,800-22,900)	24,200 (7,800-29,000)
Power supply			1 phase, 230 V, 50 Hz			
Running current	Rated	A	7.0	6.2	7.8	9.2
Power consumption	Rated (Min.-Max.)	W	1,660 (450-2,300)	1,400 (440-2,080)	1,780 (570-3,580)	2,100 (570-3,100)
COP	Rated	W/W	3.01	3.57	3.37	3.38
Indoor unit			FTKS50BVMA	FTKS50GVMG	FTKS60GVMG	FTKS71HVMG
Front panel colour			White			
Airflow rate (H)		m³/min (cfm)	11.4 (402)	14.7 (519)	17.4 (614)	21.5 (760)
Fan speed			5 steps, quiet and automatic			
Sound levels (H/L/SL)		dB (A)	44/35/32	43/34/31	46/37/34	
Dimensions (H x W x D)		mm	290 x795 x238	290 x 1,050 x 238		340 x 1,200 x 240
Machine weight		kg	9	12		17
Outdoor unit			RKS50BVMG	RKS50GVMG	RKS60GVMG	RKS71HVMG
Casing colour			Ivory white			
Compressor	Type		Hermetically sealed swing type			
	Motor output	W	1,500	1,100	1,920	
Refrigerant charge (R-410A)		kg	1.20	1.5	1.7	2.3
Sound levels (H/L)		dB (A)	47/44		54/49	52/49
Dimensions (H x W x D)		mm	735 x 825 x 300			770 x 900 x 320
Machine weight		kg	48	47	55	71
Operation range		°CDB	−5 to 46	10 to 46		
Piping connections	Liquid	mm	ø 6.4			ø 9.5
	Gas		ø12.7		ø15.9	
	Drain		ø18.0			
Max. piping length		m	30			
Max. height difference			20			

#### Measurement conditions

- Cooling capacity is based on: indoor temp. 27 °CDB, 19 °CWB; outdoor temp. 35 °CDB; piping length 7.5 m.
- Sound levels are based on the temperature conditions 1. above. These are anechoic conversion values. These values are normally somewhat higher during actual operation as a result of ambient conditions.

## Options

### Indoor unit

No.	Item	FTKS25/35D	FTKS50B	FTKS50/60G	FTKS71H
1	5-room centralized controller *1	KRC72			
2	Wiring adaptor for time clock/remote controller (Normal open pulse contact/normal open contact) *2	KRP413AB1S			
3	Titanium apatite photocatalytic air-purifying filter *3	KAF970A46	—	KAF952B42	KAF970A48
4	Air-purifying filter with photocatalytic deodorising function *3	—	KAF952A42	—	—
5	Remote controller loss prevention with chain	KKF917A4			KKF910A4

Notes: \*1. A wiring adaptor (KRP413AB1S) is also required for each indoor unit.

\*2. The time clock and other devices should be obtained locally.

\*3. The filter is a standard accessory. It should be replaced approximately every 3 years.



Titanium apatite photocatalytic air-purifying filter  
KAF970A46



Titanium apatite photocatalytic air-purifying filter  
KAF952B42



Titanium apatite photocatalytic air-purifying filter  
KAF970A48



5-room centralised controller  
KRC72



Remote controller loss prevention with chain  
KKF917A4



Remote controller loss prevention with chain  
KKF910A4

### Outdoor unit

No.	Item	RKS25/35G	RKS50B	RKS50/60G	RKS71H
1	Air direction adjustment grille	KPW937A4	KPW945A4		
2	Drain plug	KKP937A4			KKP945A4

Note: \*1. One set includes 5 pieces for 5 units.



Air direction adjustment grille  
KPW945A4



Drain plug  
KKP937A4



Drain plug  
KKP945A4

### Control system

No.	Item	FTKS25/35D	FTKS50B	FTKS50/60G	FTKS71H
1	Central remote controller *1	DCS302CA61			
2	Unified On/Off controller *1	DCS301BA61			
3	Schedule timer *1	DST301BA61			
4	Interface adaptor for DIII-NET use	KRP928BB2S			

Note: \*1. Interface adaptor for DIII-NET use (KRP928BB2S) is also required for each indoor unit.



Central remote controller  
DCS302CA61



Unified On/Off controller  
DCS301BA61



Schedule timer  
DST301BA61

Specifications are subject to change.

**Warning**

- Daikin products are manufactured for export to numerous countries throughout the world. Prior to purchase, please confirm with your local authorised importer, distributor and/or retailer whether this product conforms to the applicable standards, and is suitable for use, in the region where the product will be used. This statement does not purport to exclude, restrict or modify the application of any local legislation.
- Ask a qualified installer or contractor to install this product. Do not try to install the product yourself. Improper installation can result in water or refrigerant leakage, electrical shock, fire or explosion.
- Use only those parts and accessories supplied or specified by Daikin. Ask a qualified installer or contractor to install those parts and accessories. Use of unauthorised parts and accessories or improper installation of parts and accessories can result in water or refrigerant leakage, electrical shock, fire or explosion.
- Read the User's Manual carefully before using this product. The User's Manual provides important safety instructions and warnings. Be sure to follow these instructions and warnings.

If you have any enquiries, please contact your local importer, distributor and/or retailer.

**Cautions on product corrosion**

1. Air conditioners should not be installed in areas where corrosive gases, such as acid gas or alkaline gas, are produced.
2. If the outdoor unit is to be installed close to the sea shore, direct exposure to the sea breeze should be avoided. If you need to install the outdoor unit close to the sea shore, contact your local distributor.



JMI-0107

Organization:  
DAIKIN INDUSTRIES, LTD.  
AIR CONDITIONING MANUFACTURING DIVISION

Scope of Registration:  
THE DESIGN/DEVELOPMENT AND MANUFACTURE OF  
COMMERCIAL AIR CONDITIONING, HEATING, COOLING,  
REFRIGERATING EQUIPMENT, HEATING EQUIPMENT,  
RESIDENTIAL AIR CONDITIONING EQUIPMENT, HEAT  
RECLAIM VENTILATION, AIR CLEANING EQUIPMENT,  
COMPRESSORS AND VALVES.



JQA-1452

Organization:  
DAIKIN INDUSTRIES  
(THAILAND) LTD.

Scope of Registration:  
THE DESIGN/DEVELOPMENT  
AND MANUFACTURE OF AIR  
CONDITIONERS AND THE  
COMPONENTS INCLUDING  
COMPRESSORS USED FOR THEM



All of the Daikin Group's business  
facilities and subsidiaries in Japan  
are certified under the ISO 14001  
international standard for  
environment management.

**Dealer****DAIKIN INDUSTRIES, LTD.**

Head Office:  
Umeda Center Bldg., 2-4-12, Nakazaki-Nishi,  
Kita-ku, Osaka, 530-8323 Japan

Tokyo Office:  
JR Shinagawa East Bldg., 2-18-1, Konan,  
Minato-ku, Tokyo, 108-0075 Japan

[http://www.daikin.com/global\\_ac/](http://www.daikin.com/global_ac/)

©All rights reserved  
Printed in Singapore 09/12 P.C.